



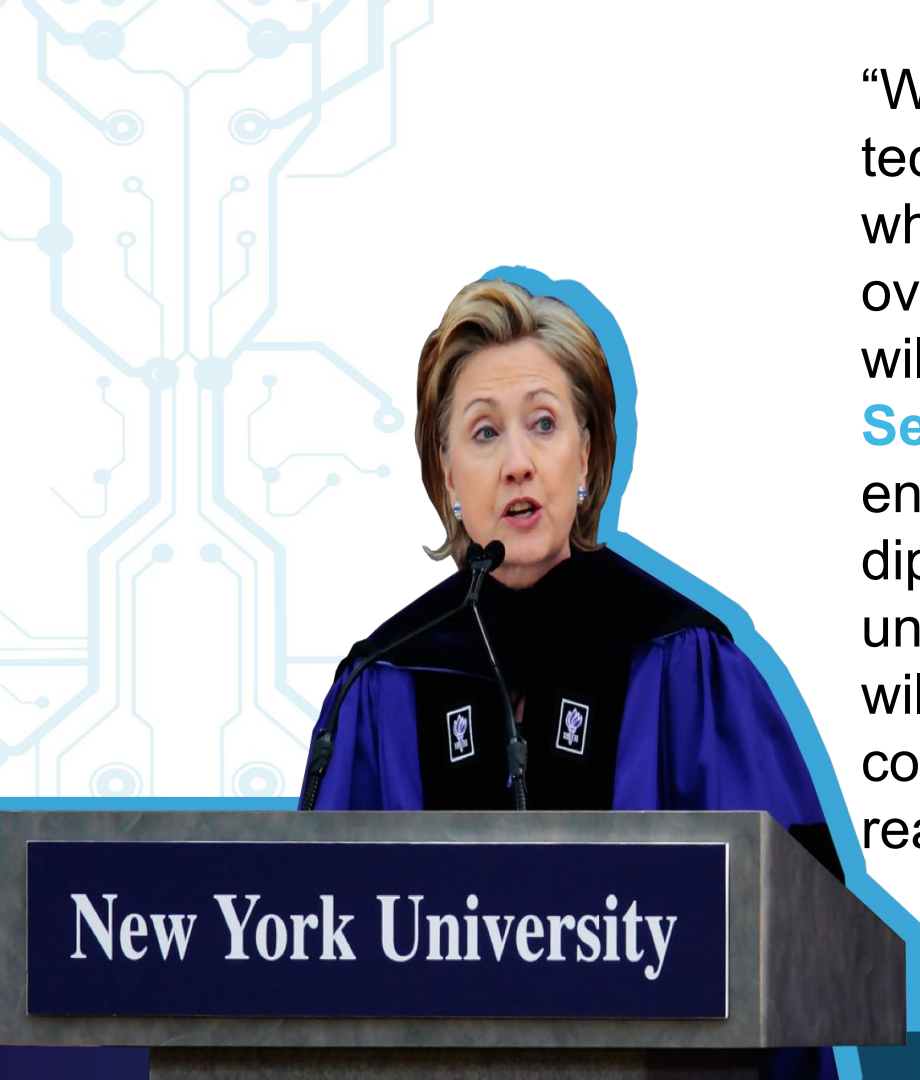
V S F S

VIRTUAL STUDENT FEDERAL SERVICE

**Virtual Internship.
Real Experience.**



How it began



“We're also doing more to marry technology with global service. That's why today I am pleased to announce that over the next year the State Department will be creating **Virtual Student Foreign Service** Internships to harness the energy of a rising generation of citizen diplomats. Working from college and university campuses, American students will partner with our embassies abroad to conduct digital diplomacy that reflects the realities of the networked world.”

- Hillary Clinton, 2009



How it's grown

VSFS in the past decade

Agencies

Projects

Applicants

Interns

2009-2010

1

44

44

44

2013-2014

8

276

2630

511

2019-2020

54

605

3035

1260

2020-2021

57

773

7842

2110

On to new heights in the next decade!



CONNECTING STUDENTS TO FEDERAL INTERNSHIPS



How it works

A decorative graphic on the left side of the slide, consisting of a light blue circuit board pattern with various lines, nodes, and circular components.

Who is eligible to participate?

- U.S. citizens in student status
 - ◆ Full-time or part-time
 - ◆ Undergraduate through Ph.D.
 - ◆ All majors
 - ◆ Certificate or degree
- Studying in the U.S. or abroad

What does a VSFS internship entail?


- Students work on unclassified projects
September - May
- Students use their own computer
- About 10 hours per week
- Unpaid. May be eligible for course credit.

The image features a teal-to-dark-blue gradient background. A white rounded rectangle is centered horizontally, containing the text 'Why VSFS?'. Behind the rectangle, a faint, light-blue circular graphic with dashed lines is visible.

Why VSFS?


A decorative graphic on the left side of the slide, consisting of a light blue circuit board pattern with various lines, dots, and circular components.

For Students

- access + affordable
 - flexible
 - course credit
- 
- A solid dark teal horizontal bar at the bottom of the slide.



For Students

- access + affordable
 - flexible
 - course credit
 - career development
 - mentors + networks
- 

Timeline



Best practices for students

- Review projects for requested skills and experience to highlight relevant information in the federal resume and statement of interest.
- Write down project codes for internships of interest.
- Be strategic with the 3 projects selected.

Best practices for students:

- Save a PDF of the projects of interest to review before submitting the statement of interest and for potential interviews.
- Set aside plenty of time for USAJobs.gov application materials.
- Address each project in the statement of interest.

Best practices for students:

- Link to online portfolios.
- Edit the resume and statement of interest before submitting.
- Review the Ask A Manager blog for tips about resumes and interview prep.
- If selected for an interview, notify references and share the project description PDF with references.



ASK A MANAGER

and if you don't, I'll tell you anyway

the Ask a Manager guide to preparing for job interviews



If you're like most people, you struggle with preparing for job interviews and feeling confident going into interviews, so I have a free guide to help you.

How to Prepare for an Interview:

Boost Your Confidence, Impress Your Interviewer, and Get a Job

Including things like:

- An easy 4-step process for interview prep
- 14 tips to get your mind in gear
- 15 questions that I would ask you in an interview
- A supplemental video version of the guide, in case you'd rather watch than read



#Delivering Diversity

vsfs.state.gov
vsfs@state.gov